

TIMBER PROJECT GUIDE

Interior & Exterior Collection



Contents

Interior

PREPARATION

Sanding Sealer	5
Proofseal	5

FLOORING STAINS

Black Japan™ Floor Finish	6
Liming White Floor Finish	7

FLOORING CLEARS

Tung Oil	8
Floorseal Oil	8

FURNITURE STAINS

Prooftint Traditional Stain	10
Stain & Varnish	11
Stain & Varnish Liming White	11

FURNITURE CLEARS

Clear Varnish	12
Scandinavian Oil	12
Fine Buffing Oil	13
Kitchen Timber Oil	13
Wipe-On Poly	13
Glass Finish	13

SPECIALITY FURNITURE FINISHES

Crackle Lacquer	14
Shellac	15
French Polish	15

FURNITURE POLISHES

Floor & Furniture Polish	16
Carnauba Wax	16
Orange Oil	16

Exterior

PREPARATION

Woodclean™	18
------------------	----

DECKING & EXTERIOR OILS

Wet Look Decking Oil	19
Traditional Timber Oil	20

DECKING & EXTERIOR STAINS

Timber & Deck Stain	21
---------------------------	----

FURNITURE OILS

Outdoor Furniture Oil	22
-----------------------------	----

EXTERIOR CLEARS

Weatherproof Varnish	23
----------------------------	----


Product Reference Table

Interior	24
Exterior	26

www.feastwatson.co.nz

Customer Service Team **0800 222 687**

150 Hutt Park Road, Gracefield, Lower Hutt, Wellington 5010



Feast Watson. Professional timber finishes.

We love timber. It has been used for thousands of years for buildings, furniture and decoration and it continues its popularity today because of its versatility, warmth, character and natural beauty. Enhancing and preserving the natural beauty of timber has been Feast Watson's aim since our beginnings in Sydney in 1922. We've grown by innovating new products with advanced UV and weather resistance, durability and ease of application. Each product in this guide is designed to give a long-lasting, beautiful finish to timber.

Feast Watson products are the choice of discerning woodcare enthusiasts and trade professionals who share our love of timber. Our wide range of finishes and colours enable you to get the perfect finish for every timber project.

A modern interior scene featuring a light blue sofa with several pillows, a wooden side table holding a cup and bowls, a potted plant, and a wooden chair. The text "Interior Collection" is overlaid in the center.

Interior Collection

Preparation

For the best result on your interior timber, it's important to prepare the surface before coating. It's crucial to ensure the timber has been sanded to a smooth surface and remove all sanding dust has been removed prior to coating.

SANDING SEALER

A clear, fast drying timber sealer that dries to fill the timber grain. Once sanded back, it provides a super smooth surface which can be stained and top coated to achieve a mirror finish with varnish or french polish.

Use on:	Ideal for filling open grain timbers.
Coverage:	8–10m ² per litre
No. of coats:	1–2 depending upon grain depth.
Sanding time:	6 hours
Clean up:	Mineral turpentine
Pack size:	250ml, 1L



PROOFSEAL

Locks in timber's tannin and oils, preventing issues with discolouration and adhesion caused by natural oils leaching over time. It is ideal for sealing naturally oily timbers. Proofseal reduces the tendency for lighter coloured timbers to darken once they are top coated.

Use on:	Ideal for sealing oily timbers as well as light coloured timbers prior to applying floor finishes or decorative varnishes.
Coverage:	10m ² per litre
No. of coats:	1
Clean up:	Methylated spirits
Pack size:	1L





Flooring Stains

TRANSFORM THE TIMBER LOOK



BLACK JAPAN™ FLOOR FINISH

An oil based interior floor finish which is a semi-transparent stain and varnish for a one-step 'Black Japan' look and provides durable protection on interior timber and parquet floors. The semi-transparent coating adds rich colour whilst allowing the grain pattern of timber to remain visible.

Use on:	All interior timber flooring.
Coverage:	8–12m ² per litre
No. of coats:	1–3*
Recoat:	12 hours
Clean up:	Mineral turpentine
Pack size:	4L



2 Coats

3 Coats


*This is a three coat flooring system. If the desired colour is achieved in less than three coats, complete the system with Feast Watson Floorseal Oil.

6 The final appearance of timber finishes is affected by many factors including timber colour and species, and the number of coats (the higher the number of coats, the darker the colour). This brochure should be used as an indicative guide of colour only.

LIMING WHITE FLOOR FINISH

A one-step stain & varnish in a 'soft milky finish' that provides durable protection to interior floors. The semi-transparent coating adds rich colour whilst allowing the grain pattern of timber to remain visible. As the formula is water based, it will not yellow over time.

Use on:	All interior timber flooring.
Coverage:	8-12m ² per litre
No. of coats:	1-3*
Recoat:	2 hours
Clean up:	Water
Pack size:	4L, 10L



Liming White 2 Coats Liming White 3 Coats Velvet Pistachio Lavender Field Skye Smooth Coral Natural Buttercup



Macaroon Dream Scandinavian Light Provincial Coast Danish Dust Parisian Dove Armadale Ash

*This is a three coat flooring system. If the desired colour is achieved in less than three coats, complete the system with a suitable water based clear floor coating. Colours can be tested using Feast Watson Stain & Varnish Liming White 250ml sample pots. All colours tinted in store. Samples shown on Tawa. Tinted samples show 3 coats.



Flooring Clears

ENHANCE THE TIMBER LOOK



TUNG OIL

An oil that has been prepared to the perfect consistency for coating interior timber. It penetrates deeply to nourish timber, resulting in a natural matt finish that can be burnished or waxed if desired. It's quick and easy to apply, and regular maintenance coats can be added very simply, without the need for sanding. Contains pure tung oil.

Use on:	All interior timber including floors, furniture, architraves and panelling.
Coverage:	10–12m ² per litre
No. of coats:	2+
Recoat:	24 hours
Clean up:	Mineral turpentine
Pack size:	1L, 4L



FLOORSEAL OIL

A hardened tung oil with added resins to provide additional durability and resistance to wear. It nourishes timber and enhances its natural character with a satin finish. Perfect for coating new floors or recoating previously coated timber floors, and it is easily maintained and recoated.

Use on:	Interior timber flooring, and high wear surfaces such as tables and benchtops.
Coverage:	8–12m ² per litre
No. of coats:	2+
Recoat:	12 hours
Clean up:	Mineral turpentine
Pack size:	1L, 4L, 10L



Furniture Stains

TRANSFORM THE TIMBER LOOK



PROOFTINT TRADITIONAL STAIN

A unique, fast drying, spirit based stain that allows the full clarity of the timber grain to show through after staining. Dilute with Prooftint Colour Reducer to achieve lighter shades. Prooftint can also be added to Feast Watson Clear Varnish, Floorseal Oil and Glass Finish, creating a one-step stain and varnish.

Use on:	All interior timber including floors, furniture, trim, panelling, window frames, skirting boards, doors, plywood and MDF.
Coverage:	Approx. 8m ² per litre undiluted*
No. of coats:	1 or more as desired.
Recoat:	30 minutes (neat), 1 hour (diluted)
Top coat:	30 minutes (neat), 12 hours (diluted)
Clean up:	Methylated spirits
Pack size:	250ml, 1L**




*If mixed with other products, use coverage rate applicable to those products. **1L only available in most popular colours.
Samples shown on European Beech coated with Prooftint applied at 3 parts Reducer with 1 part colour and top coated with Feast Watson Clear Varnish.

10 The final appearance of timber finishes is affected by many factors including timber colour and species, and the number of coats (the higher the number of coats, the darker the colour).
This brochure should be used as an indicative guide of colour only.

STAIN & VARNISH

A traditional timber stain combined with a clear polyurethane for one-step timber colour and protection. It adds rich colour to timber and preserves the timber by protecting it with a highly durable clear finish. Designed with superior clarity, it enhances the natural characteristics of the timber grain. Available in gloss and satin.

Use on:	All interior woodwork including furniture, trim, panelling, window frames, skirting boards and doors. Not suitable for flooring.
Coverage:	10–12m ² per litre
No. of coats:	1–3*
Recoat:	12 hours
Clean up:	Mineral turpentine
Pack size:	250ml, 1L




Rich Jarrah 1 Coat

Black Japan 1 Coat

Chocolate Walnut 1 Coat

Aged Teak 1 Coat



Rich Jarrah 2 Coats

Black Japan 2 Coats

Chocolate Walnut 2 Coats

Aged Teak 2 Coats

* 3 coats of varnish is required. If the desired colour is achieved with the first coat, complete the 3 coat requirement with Feast Watson Clear Varnish. Colours shown on Radiata Pine.

STAIN & VARNISH LIMING WHITE

A water based formula that gives a soft, milky white effect to timber and simultaneously preserves the stain by protecting it with a durable clear finish. The water based formula is non yellowing, and imparts colour without obscuring the natural characteristics of the timber grain. One coat gives a subtle, pale colour; multiple coats will build the opacity and whiteness. It is convenient to apply as it is fast drying, low odour and all application equipment can be cleaned up with water. Available in gloss and satin.

Use on:	All interior woodwork including furniture, trim, panelling, window frames, skirting boards and doors. Not suitable for flooring.
Coverage:	10–12m ² per litre
No. of coats:	1–3*
Recoat:	2 hours
Clean up:	Water
Pack size:	250ml, 1L




Liming White 2 Coats

Liming White 3 Coats

Velvet Pistachio

Smooth Coral

Lavender Field



Natural Buttercup

Skye

Macaroon Dream

Note: for best results, seal uncoated or tannin rich timber with Feast Watson Proofseal before applying Stain & Varnish Liming White.

* 3 coats of varnish is required. If the desired colour is achieved with the first coat, complete the 3 coat requirement with a suitable water based clear coating. All colours tinted in store. Tinted colour shows 3 coats. All samples are shown on European Beech.

Furniture Clears

ENHANCE THE NATURAL LOOK



CLEAR VARNISH

A clear, silky smooth, polyurethane finish that provides excellent protection against wear and scratches. Proofint can be added to Clear Varnish to create a one-step stain and varnish, or alternatively, the surface may be stained directly with Proofint prior to applying the finish. Available in gloss, satin or matt.

Use on:	All interior furniture including panelling, doors, windows, architraves and trim. Not suitable for flooring.
Coverage:	10–12m ² per litre
No. of coats:	3
Recoat:	8 hours
Clean up:	Mineral turpentine
Pack size:	250ml, 500ml, 1L, 4L



SCANDINAVIAN OIL

A clear blend of penetrating oils and resins that can be applied to raw timber to highlight the natural grain and colour. When applied to the surface it rejuvenates the timber and removes any accumulated scratches and blemishes.

Use on:	All interior woodwork including furniture, architraves, trims, blinds and panelling.
Coverage:	15–18m ² per litre
No. of coats:	2 or more, dependent on density of wood and desired finish.
Recoat:	8 hours
Clean up:	Mineral turpentine
Pack size:	250ml, 1L

¹² The final appearance of timber finishes is affected by many factors including timber colour and species, and the number of coats (the higher the number of coats, the darker the colour). This brochure should be used as an indicative guide of colour only.

FINE BUFFING OIL

A special blend of penetrating tung oil with hard-drying beeswax and carnauba wax, providing a traditional hand rubbed finish for all interior woodwork. It's suitable for use over previously sealed or varnished timber and is perfect for restoring a lustre to worn surfaces. Ideal for lathe work.

Use on:	All interior woodwork and furniture including cabinets, architraves, doors, trims and panelling.
Coverage:	20m ² per litre
No. of coats:	1 or more as desired.
Recoat:	12 hours
Clean up:	Mineral turpentine
Pack size:	250ml, 1L



KITCHEN TIMBER OIL

An oil containing clear natural tung oil for nourishing and protecting timber benches, cutting boards, salad bowls and all interior timber. Once dry, it gives a natural matt finish that is resistant to water and spills. Contains tung nut oil.

Use on:	Interior timber including benchtops, cutting boards, furniture, cabinetry and trims.
Coverage:	10–12m ² per litre
No. of coats:	2 or more, dependent on density of wood and desired finish.
Recoat:	24 hours
Clean up:	Mineral turpentine
Pack size:	250ml, 1L



WIPE-ON POLY

A clear, silky smooth, oil based polyurethane finish that provides durable protection with classic, hand-rubbed beauty. It is easily applied with a cloth, without any drips or brush marks. Available in gloss or satin.

Use on:	All interior woodwork including furniture, doors, windows, architraves, panelling and trims.
Coverage:	16m ² per litre
No. of coats:	As many as necessary to achieve desired result.
Recoat:	6 hours
Clean up:	Mineral turpentine
Pack size:	1L



GLASS FINISH

A two part, high build epoxy which provides an extremely durable, high gloss, glass-like finish. Glass Finish is extremely tough, hard wearing, and scratch-resistant. A single application of Glass Finish is equivalent to 60 coats of traditional varnish.

Use on:	All interior timber furniture and accessories.*
Dry:	Touch dry 24 hours. Light use 36 hours. Full curing after 7 days.
Clean up:	Epoxy thinners
Pack size:	1m ² kit



*Ideal for small craft or decoupage projects, and highly recommended for interior timber benches and table tops. Suitable as an embedding or casting medium. Not suitable for exterior timber, flooring or vertical surfaces.

Specialty Furniture Finishes


TRANSFORM THE TIMBER LOOK



CRACKLE LACQUER

A specialty finish two-step system that gives interior timber furniture and accessories a distressed, vintage look. Crackle Lacquer Base Coat must be followed by Crackle Lacquer Top Coat. Crackle Lacquer Base Coat has been specially formulated to activate the top coat to crackle as it dries. Available in a white base, which can be tinted to many colours.

Use on:	All interior timber furniture and accessories.*
Coverage:	10–12m ² per litre
No. of coats:	Base Coat: 2. Top Coat: 1. Top Coat provides a flat finish. For a glossy finish, apply 1 coat of Base Coat over the dry Top Coat.
Recoat:	2 hours (base coat)
Clean up:	Water
Pack size:	Base Coat: 1L, Top Coat: 500ml



Note: Crackle Lacquer is a reactive process. Individual results will vary due to film thickness, application method, ambient temperatures and substrate.

*Not recommended for high wear situations or wet areas. Not suitable as a floor paint. Samples shown on pine. All colours tinted off Crackle Lacquer Top Coat (white base).

SHELLAC

A premium shellac for making french polish. Shellac gives a warm amber glow and can achieve a high gloss finish. It is an authentic finish for the restoration of antique furniture and french polished surfaces.

Use on:	Fine furniture.*
Coverage:	12–14m ² per litre
No. of coats:	As many as necessary to achieve desired result.
Recoat:	1 hour
Clean up:	Methylated spirits
Pack size:	250g



*High wear surfaces should be top coated with a harder wearing finish such as Feast Watson Floorseal Oil.

FRENCH POLISH

Warm, high gloss french polish. A shellac based spirit varnish for use on furniture where a deep patina is desired. Use French Polish to achieve a warm, high gloss french polished finish for fine timber furniture. It is an authentic finish for the restoration of antique furniture and french polished surfaces.

Use on:	Fine furniture and french polish surfaces.*
Coverage:	12–14m ² per litre
No. of coats:	4+
Recoat:	1 hour
Clean up:	Methylated spirits
Pack size:	250ml



*High wear surfaces should be top coated with Feast Watson Floorseal Oil. Not suitable for exterior timber, flooring or vertical surfaces.



Furniture Polishes

ENHANCE THE NATURAL LOOK



FLOOR & FURNITURE POLISH

A unique combination of refined oils to restore and enhance the natural beauty of timber. Floor & Furniture Polish restores the sheen and diminishes fine scratches, quickly and easily bringing previously coated timber back to life. It is silicon free for ease of recoating.

Use on:	Use on interior sealed timber surfaces. It should NOT be applied to bare timber.
No. of coats:	As desired
Clean up:	Warm water & soap
Pack size:	250ml (bottle), 375ml (spray)



CARNAUBA WAX

A wax that will protect, rejuvenate and enhance the natural beauty of fine timber whilst imparting a lustrous sheen. Available in Natural or Brown. Natural is best for pale timbers, Brown enriches tone in darker woods like Jarrah and Mahogany.

Use on:	Coated timber furniture.*
No. of coats:	1 or more as desired
Clean up:	Mineral turpentine
Pack size:	500g

*Coat raw timber with Feast Watson Proofseal before applying wax.



ORANGE OIL

A silicone free oil that cleans and restores the natural beauty of timber. It is ideal for maintaining a satin finish on antiques and fine furniture and rejuvenating tired old wood. Perfect for use on chopping boards.

Note: Mastertouch Orange Oil gives a golden hue to pine.

Use on:	To nourish unpolished surfaces and keep wooden, wicker and cane furniture in good condition.
No. of coats:	As desired
Clean up:	Mineral turpentine
Pack size:	250ml

*Ensure surfaces have thoroughly dried before exposing to food.

A close-up photograph of a wooden slatted table. The slats are made of dark-stained wood and run diagonally across the frame. In the upper right corner, a portion of a white ceramic bowl is visible. In the lower right corner, there is a blurred green plant. The text "Exterior Collection" is centered over the table slats in a white serif font.

Exterior Collection

Preparation


As with painting, a beautiful, long-lasting finish on timber depends on preparing the surface properly. Before applying any exterior timber coating it is important to remove all the weathered timber fibres and surface contaminants that discolour the timber and impede the even absorption of the coating.



WOODCLEAN™

Woodclean is a powerful, oxalic acid-based preparation treatment that aids the removal of oils, mould, stains and tannins from new and weathered timber. Ideal for rejuvenating grey, weathered timber, Woodclean is suitable for restoring decking, outdoor furniture, fences, pergolas and other exterior woodwork.

Use on:	New exterior timber or rejuvenate weathered timber.
Coverage:	10-20m ² per litre.
Clean up:	Water
Pack size:	1L, 4L





Decking & Exterior Oils

ENHANCE THE NATURAL LOOK


WET LOOK DECKING OIL

A timber finish that provides a freshly coated 'wet look'. The 'wet look' gloss finish weathers naturally over time, and can be restored with a single maintenance coat. Convenient to apply as it is fast drying, has low odour and all application equipment can be cleaned up with water.


Use on:	Decking, timber walkways, steps, rails, fences, gates and other exterior timber.
Coverage:	8–12m ² per litre
No. of coats:	2–3
Recoat:	4 hours
Clean up:	Water
Pack size:	250ml, 4L, 10L



Wet Look Deck on Kwila



Wet Look Deck tinted to Jarrah on Kwila



Wet Look Deck tinted to Kwila on Kwila

Samples shown are two coats.

Decking & Exterior Oils

ENHANCE THE NATURAL LOOK

TRADITIONAL TIMBER OIL

A deep penetrating, traditional oil based finish for decking and exterior timber. The oil gives a rich colour and preserves the natural look of timber. The added eucalyptus oil naturally dissolves gum residue and grease, ensuring a beautiful, even finish.



Use on:	All exterior timber including decking, steps, fences, gates, posts and beams.
Coverage:	6-10m ² per litre
No. of coats:	2-3
Recoat:	Allow to penetrate for 30 - 60 minutes. Remove excess prior to it becoming tacky then allow to dry for a further 60 minutes.
Clean up:	Mineral turpentine
Pack size:	4L, 10L



Natural on Kwila



Merbau on Kwila



Merbau on Pine



Uncoated Band Sawn Cedar



Natural



Kwila/Merbau




Hickory



Millers Gold



New Bronzestone



Pewter Grey



Cedartone



Autumn Tone



Manuka

Samples shown are two coats on band sawn cedar.

Decking & Exterior Stains

TRANSFORM THE NATURAL LOOK

TIMBER & DECK STAIN

A penetrating, semi-transparent exterior timber finish. It adds rich colour and a subtle sheen to timber, highlighting the natural beauty of the timber grain. The two coat system is ideal for transforming the colour of timber, or rejuvenating the colour of old weathered timber. It protects timber from the destructive effects of water, UV and mould. It is resistant to cracking, peeling and blistering and is suitable for use over bare and previously coated timber.


Use on:	Perfect for decks and all exterior timber. Suitable for interior doors, interior exposed beams, window frames and skirting boards.
Coverage:	8–12m ² per litre
No. of coats:	2
Recoat:	12 hours
Clean up:	Mineral turpentine
Pack size:	250ml, 4L, 10L




Kwila timber



Taman Merbau



Black Japan



Grey Mountain Ash

Treated Pine timber



Taman Merbau



Black Japan



Grey Mountain Ash

Samples shown are two coats.

Furniture Oils


ENHANCE THE NATURAL LOOK



OUTDOOR FURNITURE OIL

A protective, penetrating oil that has been formulated to preserve and maintain the natural beauty of outdoor timber furniture. It penetrates deeply to enrich the timber with a natural matt finish that is available in clear or two tinted natural timber tones. With added eucalyptus oil, it has UV and mould resistant properties and has excellent water resistance.


Use on:	Outdoor timber furniture, including barbecue trolleys.
Coverage:	1 litre should provide two coats for the average 5 piece outdoor setting. 6-10m ² per litre
No. of coats:	2
Recoat:	12 hours
Clean up:	Mineral turpentine
Pack size:	1L, 2L



Clear on Kwila



Teak on Teak



Jarrah on Kwila

Exterior Clears

ENHANCE THE NATURAL LOOK















WEATHERPROOF VARNISH

A clear, marine grade, polyurethane timber finish, it incorporates maximum UV screening to provide excellent, long lasting protection against the elements. Ideal for where a tough clear satin or gloss finish is required with resistance to sunlight, salt mist, chemicals, oils and solvents.

Use on:	Exterior woodwork including doors, window frames, trim, gates and furniture. Also perfect for interior applications.
Coverage:	10–12m ² per litre
No. of coats:	3–4
Recoat:	12 hours
Clean up:	Mineral turpentine
Pack size:	1L, 4L















Product Reference Table

PRODUCT	DESCRIPTION	USE ON	PREP PRODUCTS
INTERIOR COLLECTION			
 Sanding Sealer	A clear, fast drying timber sealer that dries to fill the timber grain. Once sanded back, it provides a super smooth surface which can be stained and top coated to achieve a mirror finish with varnish or french polish.	Ideal for filling open grain timbers.	–
 Proofseal	Locks in timber's tannin and oils, preventing issues with discolouration and adhesion caused by natural oils leaching over time. Proofseal reduces the tendency for lighter coloured timbers to darken once they are top coated.	Ideal for sealing oily timbers as well as light coloured timbers prior to applying floor finishes or decorative varnishes.	–
 Black Japan™ Floor Finish	Oil based, semi-transparent stain and varnish for interior timber flooring. No clear top coat required.	All interior flooring.	Proofseal (for lightly coloured timber and oily timber)
 Liming White Floor Finish	Water based stain combined with a varnish for one-step soft milky white finish and protection for interior timber floors.	All interior flooring.	Proofseal (for lightly coloured timber and oily timber)
 Tung Oil	An easy to use oil that penetrates into the timber. Contains genuine tung oil. Ideal for new timber floors.	All timber including floors, furniture, architraves and panelling.	–
 Floreseal Oil	Tough, flexible, clear, hardened tung oil based finish. Easy to maintain and repair. Ideal for new timber floors.	Interior timber flooring and high wear surfaces such as tables and benchtops.	Proofseal (for light coloured timber and oily timber)
 Prooftint Traditional Stain	Traditional spirit based dye stain that may be used neat to achieve rich deep colours or diluted with Prooftint Colour Reducer to achieve lighter shades. Colours can be mixed together to achieve an exact colour match or custom shades.	All interior timber including floors, furniture, trim, panelling, window frames, skirting boards, doors, plywood and MDF.	Proofseal (oily timber & floors) Sanding Sealer (open/rough grain)
 Stain & Varnish	Traditional timber stain combined with a highly durable clear polyurethane. Transforms interior furniture and woodwork with rich, classic timber tones.	All interior woodwork including furniture, trim, panelling, window frames, skirting boards and doors. Not suitable for flooring.	Proofseal (oily timber) Sanding Sealer (open grain timber)
 Stain & Varnish Liming White	Water based varnish combined with a stain for one-step soft, milky finish and protection on interior timber.	All interior woodwork including furniture, trim, panelling, window frames, skirting boards and doors. Not suitable for flooring.	Proofseal (oily timber)
 Clear Varnish	A silky smooth, tough, clear satin polyurethane finish.	All interior furniture including panelling, doors, windows, architraves and trim. Not suitable for flooring.	Proofseal (oily timber) Sanding Sealer (open grain timber)
 Scandinavian Oil	A clear blend of oils and resins, ideal for highlighting and restoring the natural colour and grain of timber.	All interior woodwork including furniture, architraves, trims, blinds and panelling.	Proofseal (oily timber) Sanding Sealer (open grain timber)
 Fine Buffing Oil	Clear, rich, wax-oil. Ideal for a traditional hand rubbed finish.	All interior woodwork and furniture including cabinets, architraves, doors, trims and panelling.	Proofseal (uncoated timber) Clear Varnish (coated timber)
 Kitchen Timber Oil	An easy to use, fast drying oil that penetrates into the timber. Contains genuine tung oil.	Interior timber including benchtops, cutting boards, furniture, cabinetry and trims.	–
 Wipe-On Poly	A clear, silky smooth, oil based polyurethane that provides durable protection with classic, hand-rubbed beauty.	All interior woodwork including furniture, doors, windows, architraves, panelling and trim.	–

FINISH/APPEARANCE	APPLY WITH	COVERAGE	NO. OF COATS	RECOAT	CLEAN UP	PACK SIZE
–	–	8–10m ² /L	1–2 depending upon grain depth	–	Mineral turpentine	250ml, 1L
–	–	10m ² /L	1	20 mins	Methylated spirits	1L
<ul style="list-style-type: none"> •Traditional Black Japan look •Allows the grain pattern of timber to remain visible •Satin finish 	Brush, roller, lambswool applicator	8–12m ² /L	1–3 *	12 hours	Mineral turpentine	4L
<ul style="list-style-type: none"> •Soft milky effect to timber •Satin finish •Non yellowing 	Brush, roller, lambswool applicator	8–12m ² /L	1–3 *	2 hours	Water	4L, 10L
<ul style="list-style-type: none"> •Clear natural oiled look •Matt finish 	Lambswool applicator, roller, brush (floors) Brush, soft clean cloth/pad (interior woodwork)	10–12m ² /L	2 (or more)	24 hours	Mineral turpentine	1L, 4L
<ul style="list-style-type: none"> •Clear natural look •Satin finish 	Brush, lambswool applicator	8–12 m ² /L	2 (or more)	12 hours	Mineral turpentine	1L, 4L, 10L
<ul style="list-style-type: none"> •Allows full clarity of timber grain to show through •Apply top coat to achieve desired sheen level 	Brush, rag or lambswool floor applicator	Approx. 8m ² /L undiluted**	1 (or more)	30 mins (neat) 1 hour (diluted) Top coat after 30 mins (neat) 12 hours (diluted)	Methylated spirits	250ml, 1L 1L only available in the most popular colours
<ul style="list-style-type: none"> •Adds colour & sheen to timber in one step •Gloss & satin finish 	Brush	10–12m ² /L	1–3	12 hours	Mineral turpentine	250ml, 1L
<ul style="list-style-type: none"> •Soft milky effect to timber •Gloss or satin finish •Non yellowing 	Brush	10–12m ² /L	1–3	2 hours	Water	250ml, 1L
<ul style="list-style-type: none"> •Clear smooth film •Matt, satin or gloss finish 	Brush, roller, applicator, spray	10–12m ² /L	3	8 hours	Mineral turpentine	250ml, 500ml, 1L, 4L
<ul style="list-style-type: none"> •Clear natural finish •Matt-satin finish 	Brush, soft clean cloth/pad	15–18 m ² /L	2 (or more)	8 hours	Mineral turpentine	250ml, 1L
<ul style="list-style-type: none"> •Clear natural finish •Mellow natural lustre •Buff to high gloss 	Nylon scouring pad, fine steel wool, soft clean cloth/pad	20m ² /L	1 (or more)	12 hours	Mineral turpentine	250ml, 1L
<ul style="list-style-type: none"> •Clear natural oiled look •Matt finish 	Soft clean cloth	10–12m ² /L	2 (or more)	24 hours	Mineral turpentine	250ml, 1L
<ul style="list-style-type: none"> •Classic, hand-rubbed look •Gloss or satin finish 	A clean lint free cloth	16m ² /L	As many as necessary to achieve desired result	6 hours	Mineral turpentine	1L

Product Reference Table


PRODUCT	DESCRIPTION	USE ON	PREP PRODUCTS
 Glass Finish	A two part, high build epoxy which provides an extremely durable, high gloss, glass-like finish.	All interior timber furniture and accessories. Ideal for small craft or decoupage projects, and interior timber benches and table tops. Suitable as an embedding or casting medium. Note: Not suitable for exterior timber, flooring or vertical surfaces.	Proofseal
 Crackle Lacquer	A two-step system for a distressed, vintage finish on interior timber furniture and accessories.	All interior timber furniture and accessories. Note: Not recommended for high wear situations or wet areas. Not suitable as a floor paint.	A two-step system, Crackle lacquer Base Coat must be followed by Crackle Lacquer Top Coat
 Shellac	A premium shellac for making french polish.	Fine furniture. Note: Not for surfaces subject to high wear or liquid.	Sanding Sealer (open grain or rough timber)
 French Polish	A shellac based spirit varnish for use on furniture where a deep patina is desired.	Fine furniture. Note: Not for surfaces subject to high wear or liquid.	Sanding Sealer (open grain or rough timber)
 Floor & Furniture Polish	A unique combination of refined oils to restore and enhance the natural beauty of timber. Silicon free.	Use on interior sealed timber surfaces. It should NOT be applied to bare timber.	Surface must be clean and dry
 Carnauba Wax	Helps to fill minor scratches and builds a protective, hard wearing layer on top of existing coatings.	Coated timber furniture.	Coat raw timber with Feast Watson Proofseal before applying wax
 Orange Oil	An essential silicone free oil that cleans and restores the natural beauty of timber.	To nourish unpolished surfaces and keep wooded, wicker and cane furniture in good condition.	Surface must be clean and dry
EXTERIOR COLLECTION			
 Woodclean™	Cleans and rejuvenates new and weathered timber, and prepares timber for coating by removing dirt, oils, mould, tannins and other contaminants.	New exterior timber or rejuvenate weathered timber.	–
 Wet Look Decking Oil	A timber finish that provides a lasting, freshly coated 'wet look'.	Decks, timber walkways, steps, rails, fences, gates and other exterior timber.	Woodclean
 Traditional Timber Oil	A traditional oil, enriched with eucalyptus for a beautiful even finish on decking and exterior timber.	All exterior timber including decking, steps, fences, gates, posts and beams.	Woodclean
 Timber & Deck Stain	A penetrating, semi-transparent exterior timber finish. It adds rich colour and a subtle sheen to timber.	Perfect for decks. Suitable for all exterior timber and interior doors, exposed beams, window frames and skirting boards.	Woodclean (Exterior surfaces only)
 Outdoor Furniture Oil	A protective, penetrating oil that has been formulated to preserve and maintain the natural look of outdoor timber settings.	Outdoor timber furniture, including barbecue trolleys.	Woodclean
Weatherproof Varnish	A clear, polyurethane timber finish incorporating UV screening that provides excellent all round timber protection.	Exterior woodwork including doors, window frames, trim, gates and furniture. Also perfect for interior applications.	Woodclean (Exterior surfaces) Proofseal (Interior surfaces)

FINISH/APPEARANCE	APPLY WITH	COVERAGE	NO. OF COATS	RECOAT	CLEAN UP	PACK SIZE
<ul style="list-style-type: none"> • High gloss, glass-like finish • Scratch resistant • Equivalent to 60 coats of varnish in a single application 	Brush or spreader. Do not roll or spray	1m ²	1	N/A	Epoxy thinners	1m ² kit
<ul style="list-style-type: none"> • Instant distressed or vintage look • Individual results will vary due to film thickness, application method, ambient temperatures, substrate etc. • Top Coat provides a flat finish. For a glossy finish, apply 1 coat of Base Coat over the top of the dry Top Coat 	Brush or roller. Do not spray	10–12m ² /L	1 coat of Top coat (only) over 2–3 coats of Base Coat	Base Coat: 2 hours	Water	Base Coat: 1L Top Coat: 500ml
• French polish finish	Brush, lint-free pad, french polish mop or rubber	12–14m ² /L	As many as necessary to achieve desired result	1 hour	Methylated spirits	250g
<ul style="list-style-type: none"> • Warm, high gloss • French polish finish 	Brush, lint-free pad, french polish mop or rubber	12–14m ² /L	4 (or more)	1 hour	Methylated spirits	250ml
• Natural finish	Soft damp cloth or pad. Water dampened application or mop	–	1 (or more)	N/A	Warm water & soap	250ml (bottle) 375ml (spray)
<ul style="list-style-type: none"> • Natural or brown look • Imparts soft lustre 	Soft dry cloth or pad. 000 or 0000 steel wool	–	1 (or more)	–	Mineral turpentine	500g
• Natural satin finish	Soft damp cloth or pad. Water dampened application or mop	–	As many as necessary to achieve desired result	N/A	Mineral turpentine	250ml
–	Stiff bristled brush or broom	10–20m ² /L	1 Severe stains and tannin rich timbers may require a stronger mix or repeat applications	20 mins	Water	1L, 4L
<ul style="list-style-type: none"> • Gloss 'wet look' finish • Freshly coated 'wet timber' look • Semi-transparent • Enhances timber grain 	Brush, lambswool applicator	8–12m ² /L	2–3	4 hours	Water	250ml, 4L, 10L
<ul style="list-style-type: none"> • Matt, traditional oil finish • Rich colour • Semi-transparent, natural look 	Brush, lambswool applicator	6–10m ² /L	2–3	Allow to penetrate for 30–60 minutes. Remove excess prior to it becoming tacky. Allow to dry for a further 60 minutes	Mineral turpentine	4L, 10L
<ul style="list-style-type: none"> • Transforms colour of timber • Adds subtle sheen • Retains timber grain 	Brush, roller, applicator, spray	8–12m ² /L	2	12 hours	Mineral turpentine	250ml, 4L, 10L
<ul style="list-style-type: none"> • Semi-transparent, natural look • Enhances the timber grain • Matt finish 	Brush	6–10m ² /L	2	12 hours	Mineral turpentine	1L, 2L
<ul style="list-style-type: none"> • Transparent, colourless look • Enhances the timber grain • Gloss & satin finish 	Brush, roller, spray	10–12m ² /L	3–4	12 hours	Mineral turpentine	1L, 4L



FEAST WATSON®

For further information about Feast Watson products or their application, please call our Customer Service Team on **0800 222 687** or visit our website **www.feastwatson.co.nz**

 @feast_watson

 pinterest.com/feastwatson

150 Hutt Park Road, Gracefield, Lower Hutt, Wellington 5010
Feast Watson® is a registered trade mark. Woodclean, Black Japan, MasterTouch and Proofseal are trade marks.

Updated September 2019. FW-INT-EXT

Note: The final appearance of transparent and semi-transparent stains & oils is affected by many factors including timber colour and species, and the number of coats (the higher the number of coats, the darker the colour). The colour and timber species combinations in this book should be used as a guide only. Due to limitations of the printing process printed images and samples may not represent true colours. To see what your unique timber species and colour combination would look like, pick up a sample pot where available to trial.